

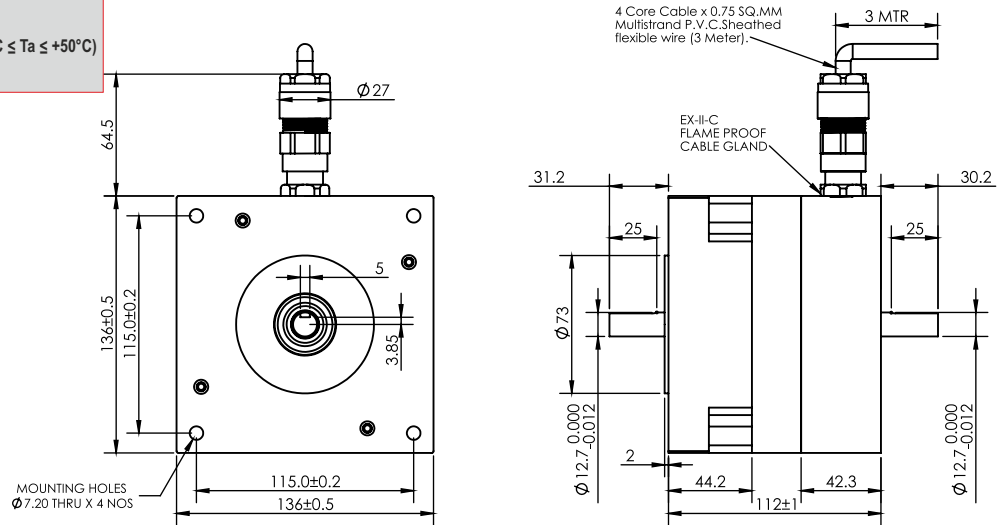

SPECIFICATION SHEET
Bholanath

STEPPER MOTOR
BH86 SH 112 - 4104AKS-FLP
HIGH TORQUE HYBRID



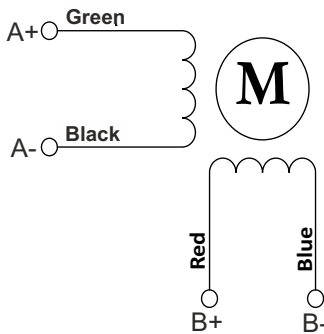
Flame Proof Standard:-

CLASS :- 1, ZONE :- 1, Ex db (IIA/IIb/IIc) T6 Gb (-20°C ≤ Ta ≤ +50°C)
INGRESS PROTECTION:- IP 64



TECHNICAL DATA

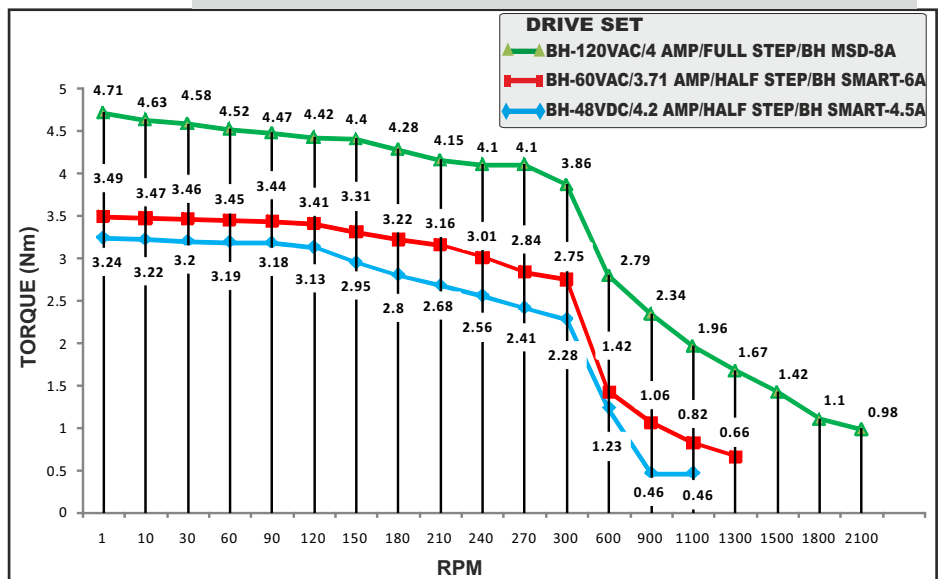
SPECIFICATION BH86SH112 - 4104 AKS-FLP		
	MODEL	Bipolar
1	Rated Voltage	V
2	Current / Phase	A
3	Resistance / Phase	± 10% Ω
4	Inductance / Phase	± 20% mH
5	Holding Torque	Nm
6	Rotor Inertia	G-CM ²
7	Weight	KG.
8	No of Lead	N ⁰
9	Operating Voltage	VDC
10	Operating Voltage	VAC



Wiring Diagram

CHARACTERISTICS

Step Angle - 1.8°
Step Angle Accuracy - ± 3 Arc Minute
Insulation Class - H
Ambient Temperature - - 20°C + 50°C
Temperature Rise - 80°C Max. (Rated Current Phase 2 ON)
Insulation Resistance 100 M Ohms Min.500 VDC
Dielectric Strength 820 VAC For One Minute
Shaft Radial Play 0.02 Max. Play (450 G Load)
Shaft Axial Play 0.08 Max. Play (450 G Load)
Max.Radial Force 220 N (20MM From Front Flange)
Max.Axial Force 60 N



STEPPER MOTOR - BH86SH112-4104AKS-FLP



Bholanath Precision Engineering Pvt.Ltd.

COMMITTED TO PRECISION

11,Kembros Ind.Estate , Sonapur Lane , Bhandup (W),Mumbai - 400078.

BHOLANATH COOL STEPPERS™

Telefax/Phone : 25662856/25664338/67993260 Email : support@bholanath.in
Mobile No : 9920903825/9821671733/9930514603/9819515543/9323166582.

P.T.O For Flame Proof Certificate.



working for a safer tomorrow

Karandikar Laboratories



F 08 CE Rev. 02

1) **Ex EQUIPMENT TYPE EXAMINATION REPORT**

2) TE Report Number: **KLPL/Ex/21-125X Issue no.00** Dated: **18-12-2021**

3) Ex Equipment: **Flameproof hybrid stepper motor**

Model: FLP-NEMA 34

4) Manufacturer: **Bholanath Precision Engg.Pvt.Ltd**

Plot No.1, Gut No.203, Dahagaon Wada Road,

Taluka-Shahapur, Dist-Thane-421302

Maharashtra, INDIA

5) This equipment and any acceptable variation thereto are specified in the schedule to this report and the documents therein referred to

6) Karandikar Laboratories Pvt. Ltd. reports that this equipment has been found to comply with requirements of the following standards relating to the design and construction of equipment for explosive gas/dust atmospheres as applicable.

7) This TE Report was issued as verification that a sample, was assessed, tested and found to comply with the IS / IEC standards listed below.

IS/IEC 60079-0: 2017 and IS/IEC 60079-1: 2014.

8) The Examination and Test results are recorded in KLPL's confidential
Report No.: KLPL/Ex/BPE/21-002 Dated: 18-12-2021

9) The sign X if placed after the TE report number; it indicates that the equipment is subject to specific conditions of use specified in the schedule to this TE Report.

10) This Report does not indicate compliance with electrical safety and performance requirements other than those expressly included in the above listed standards.

11) The marking of the Equipment shall include the following:

Ex db IIC T6 Gb (-20 °C ≤ Ta ≤ +50 °C)

Page 1 of 4



A. V. Karandikar
Ajit Karandikar
CEO

This certificate may only be reproduced in its entirety, without any change, schedule included and is subject to Karandikar Laboratories general terms & conditions

Karandikar Laboratories Pvt. Ltd.

Laboratory : Gat No. 142, Boisar Chilhar Road, Opp. Union Park, At Belegaon, Boisar (E) - 401501, Dist - Palghar Tel. : 02525-284 931/989

Head Office : B-101, Ansa Indl. Estate, Saki Vihar Road, Sakinaka, Andheri (E), Mumbai-400072. Tel. : 022-28471395 / 97 / 98 / 28470126

Email : sales@karandikarlab.com Website : www.karandikarlab.com

In association with



helping to make the world safer



working for a safer tomorrow

TE Report No.: KLPL/Ex/21-125X Issue No.00
Dated: 18-12-2021



SCHEDULE

F 08 CE Rev. 02

12) Details of Type Examination Reports Issued: -

TE Report No.	Issue No.	Report No.	Date	Reason for Issue
KLPL/Ex/21-125X	00	KLPL/Ex/BPE/21-002	18-12-2021	Original issue

13) Description of equipment

The motor is a Flameproof hybrid stepper motor, Model: FLP-NEMA 34. Motor enclosure is constructed from cast aluminium alloy of grade ADC12, top cover & bottom cover are constructed from aluminium alloy of grade AL-6063T6. The enclosure and top cover forms spigot joint. The enclosure and bottom cover forms spigot joint. Top cover and shaft forms cylindrical joint. Bottom cover and shaft forms cylindrical joint. Top cover & bottom cover are secured on enclosure with 04 nos. stainless steel pan head screw type Z of size M4X0.5PX128L-6g of class A2-70, minimum yield stress 450MPa as per ISO 7045. The motor is provided with Ex d IIC & IP66 certified stainless steel double compression cable gland. The cable gland, Type: 501/453 RAC is approved against PESO approval no A/P/HQ/TN/104/5793 (P450038/3) dated 29/07/2019 and IECEx certificate No. IECEx CML 19.0045X, Issue No:1, Date of Issue: 2021-09-28. The internal net volume of the motor is 110 cm³ (Approx).

The motor complies the degree of protection IP65 as per IS/IEC 60034-5:2000.

Pre-certified device details

Item	Manufacturer/Type	Certificate No.	PESO approval	Standard	Ex code
Cable gland, Type: 501/453 RAC	Hawke International, Oxford Street West, Ashton under Lyne OL7 0NA, United Kingdom	IECEx certificate No. IECEx CML 19.0045X, Issue No:1, Date of Issue: 2021-09-28	PESO approval no: A/P/HQ/TN/104/5793 (P450038/3) Dated 29/07/2019	IS/IEC 60079-0: 2017, IS/IEC 60079-1: 2014.	Ex db IIC Gb





working for a safer tomorrow

TE Report No.: KLPL/Ex/21-125X Issue No.00

Dated: 18-12-2021



SCHEDULE

F 08 CE Rev. 02

Cable entries:

The motor is provided with one threaded entry of size M20X1.5P-6H having threaded axial length of 16.5 mm. The cable entry port when mated with Ex db certified cable gland will form a flamepath meeting the requirements of the standard.

Earthing:

One external earth point of the size M4 is provided with spring and tab washers as specified in the approved drawing. The terminals are suited for a connection of a 4 mm² conductor.

14) Model Designation:

Model No.	Product	Rating
FLP-NEMA 34	Flameproof hybrid stepper motor	169.68 Vd.c , ILC = 3.5 A & Ipk = 6 A Maximum

15) Drawings & Documents

Drawing Number	Sheet Nos.	Issue & Rev.	Date	Title
NEMA-34-FLP-1669-1	1 OF 2	0-0	06-11-2020	FLAME PROOF HYBRID STEPPER MOTOR NEMA-34
NEMA-34-FLP-1669-2	2 OF 2	0-0	06-11-2020	FLAME PROOF HYBRID STEPPER MOTOR NEMA-34

Drawings listed above are finally accepted as accurately representing the product for which this evaluation report has been prepared. These drawings provide necessary information as required by the above referred standards.

16) Temperature Class:

Considering the maximum ambient of +50 °C, the requested temperature class of "T6" is acceptable.

17) Electrical Rating:

169.68 Vd.c , ILC = 3.5 A & Ipk = 6 A Maximum



Page 3 of 4

This certificate may only be reproduced in its entirety, without any change, schedule included and is subject to Karandikar Laboratories general terms & conditions

Karandikar Laboratories Pvt. Ltd.

Email : sales@karandikarlab.com Website : www.karandikarlab.com



working for a safer tomorrow

TE Report No.: KLPL/Ex/21-125X Issue No.00

Dated: 18-12-2021



SCHEDULE

F 08 CE Rev. 02

18) Specific conditions of use:

1. The manufacturer has maintained larger length and more stringent gaps of flameproof joints than required by the standard. The user must refer to manufacturer before carrying out any repair or refurbishment to the equipment. The flame path length, gap and threads observed in approved drawing must never be modified.
2. The fastening screws for top cover & bottom cover with enclosure of spigot joint shall be stainless steel pan head screw of size M4X0.5PX128L-6g, property class A2-70 and minimum yield stress of 450 MPa as per ISO 7045.
3. The motor should not be run without SMPS supply of 169.68 V d.c
4. For pre-certified Ex device Cable gland, Type: 501/453 RAC: IECEX CML 19.0045X
 - a. All glands for use with braided cables are only suitable for fixed installations, the cable for which must be effectively clamped to prevent pulling and twisting as detailed below: "Cable glands may be fitted with an optional external clamp or a second accessory option type Hawke Gland Mounted Clamp (GMC)".

19) Routine test:

- The motor Flameproof hybrid stepper motor, Model: FLP-NEMA 34 has not been subjected to 4 times overpressure test and hence manufacturer needs to conduct routine overpressure test at **8.50 bar** on each enclosure for period of 10 seconds in accordance with clause 16.1.2 of IS / IEC 60079 -1: 2014.

20) Additional details:

BIS LIMS QR Code: (Only for BIS report)	100000141391
Date of receipt of sample:	02-02-2020
Tests started on:	02-02-2020
Tests completed on:	20-09-2021

END OF DOCUMENT



Page 4 of 4

This certificate may only be reproduced in its entirety, without any change, schedule included and is subject to Karandikar Laboratories general terms & conditions

Karandikar Laboratories Pvt. Ltd.

Email : sales@karandikarlab.com Website : www.karandikarlab.com